

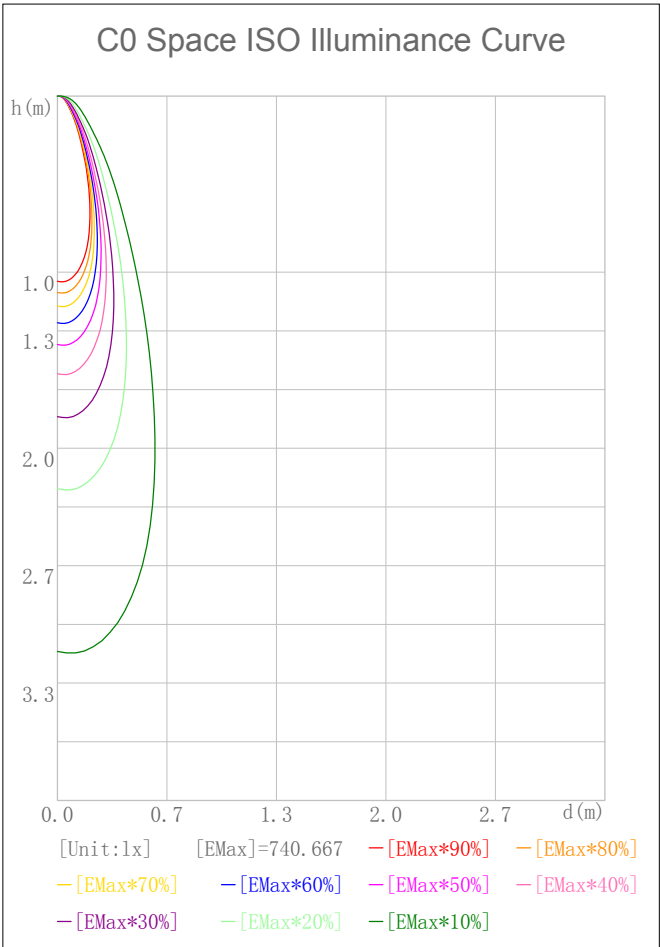
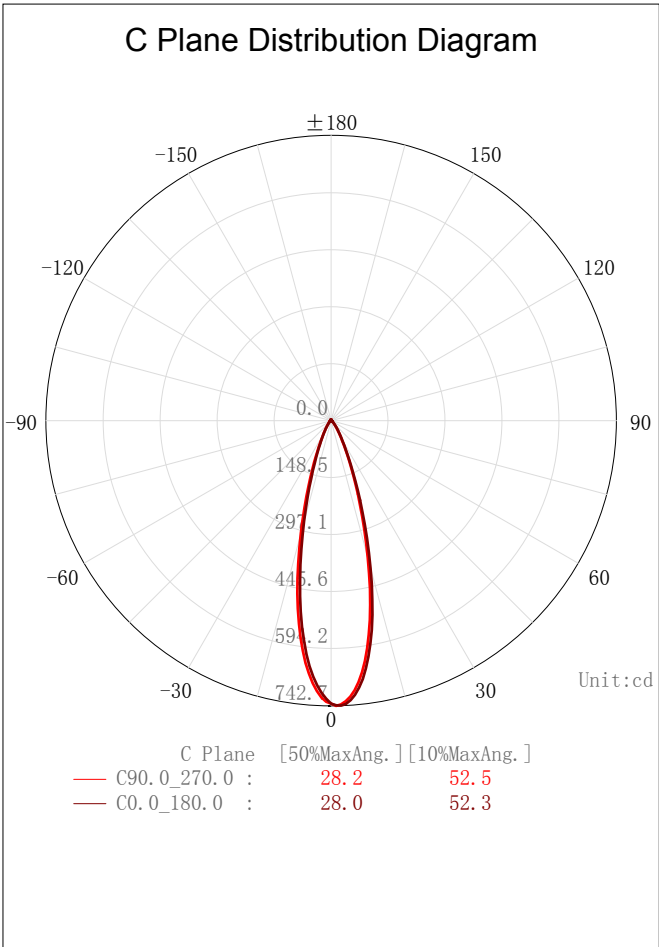
Indoor Luminaire Photometric Data

Description Information

Luminary Name: DL43-05-XX-01 2700K RA90 24D		Lum. Catalog:	Test ID: 01
Lamp Name:		Lamp Catalog: LED	Test Date: 2020/06/23
Manufacture: Shenzhen Norming Lighting Co., Ltd		Shld. Ang(°):	Test Machine:GON-2000
Test Lab: Quality Department		Frequency (Hz):	Lamp CCT(K): Ra:
Lum. Size (W*L*H):0.050m*0.050m*0.072m		Lum. Area (m2):0.006	Lum. W(kg): 0.000
Test System: C, γ	Test Step: C=90.0 γ=1.0	Temp. (°C): 25	Humidity(%): 50.0

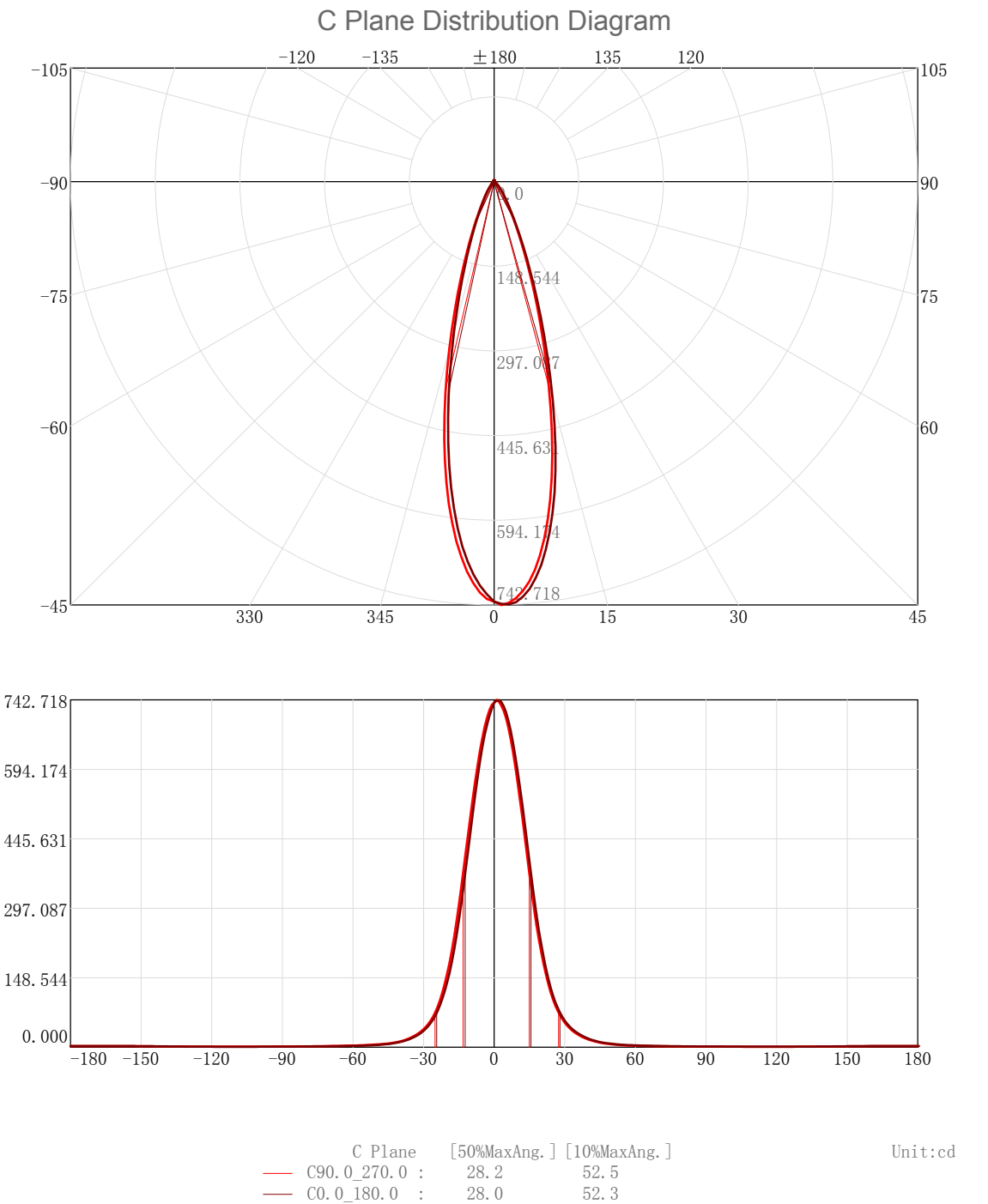
Character Parameter

Lamp Speciality Parameter		Luminaire Speciality Parameter	
Rated Flux(lm): 240.730	Luminary Flux(lm): 240.725	Field Angle(10%Imax): 52.5(°)	
Rated Power(W):	Luminary Efficiency: 100.00%	Down Lumens&Percent: 230.276lm 95.66%	
Rated Voltage(V):	Luminary EER(lm/W): 50.235	Up Lumens&Percent: 10.449lm 4.34%	
Tested Power(W): 4.792	Max. Candela(cd): 742.718	S/MH: C0_a180=0.472 C90_270=0.475	
Lamps' Inside: 1	Max Cand@Ang. (°): C=90.0 γ=1.0	CIE Type: Semi-Direct	
Tested Electrics (V, A, pf):239.7, 0.023, 0.867	Beam Angle(50%Imax): 28.2(°)	ErP Φ use(90°): 213.209lm	
Lamp Size(W*L*H):0.050m*0.050m*0.072m	Left=-13.2°, Right=15.0°	IRF(%): 649.747	



2D Plane Light Intensity Distribution Curve

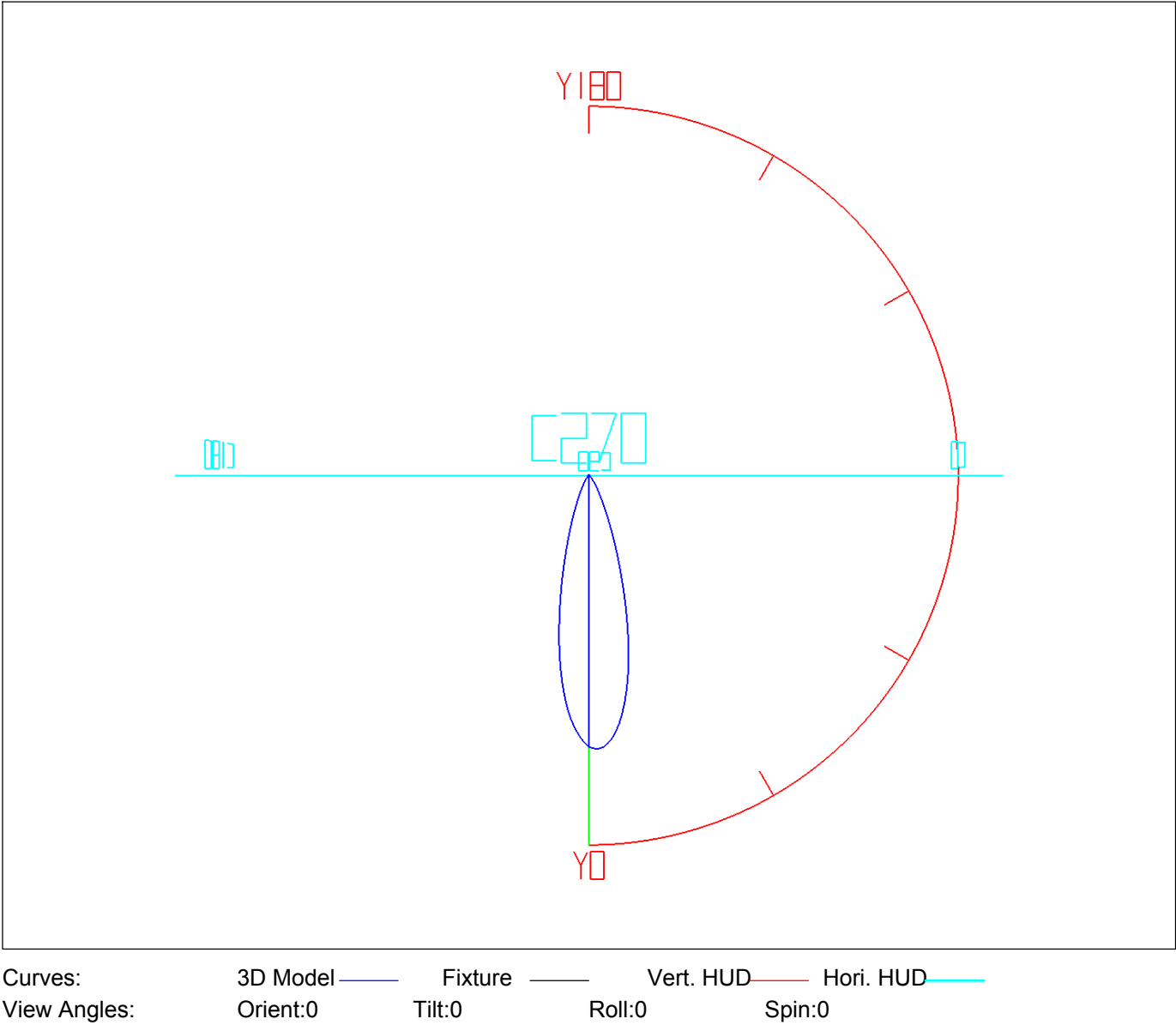
Lum. Name: DL43-05-XX-01 2700K RA90 24D	Lum. Catalog:	Test ID: 01
Lamp Name:	Lamp Catalog: LED	Test Lab: Quality Department
Manufacture: Shenzhen Norming Lighting Co., Ltd	Test Machine:GON-2000	Test Date: 2020/06/23



3D Light Intensity Distribution Modal

Lum. Name: DL43-05-XX-01 2700K RA90 24D	Lum. Catelog:	Test ID: 01
Lamp Name:	Lamp Catelog: LED	Test Lab: Quality Department
Manufacture: Shenzhen Norming Lighting Co., Ltd	Test Machine:GON-2000	Test Date: 2020/06/23

3D Light Intensity Distribution Modal



IES Indoor Report

Photometric Filename:DL43-05-XX-01 2700K RA90 24D.IES

Zonal Flux Tabulation

Zone(γ)	Zone Flux (lm)	Sums Flux (lm)	Zone%Lamp	Sums%Lamp	Zone(γ)	Zone Flux (lm)	Sums Flux (lm)	Zone%Lamp	Sums%Lamp
0.0-1.0	0.70	0.70	0.29	0.29	47.0-48.0	0.61	217.72	0.25	90.44
1.0-2.0	2.10	2.80	0.87	1.16	48.0-49.0	0.57	218.29	0.24	90.68
2.0-3.0	3.45	6.26	1.43	2.60	49.0-50.0	0.54	218.83	0.22	90.90
3.0-4.0	4.74	11.00	1.97	4.57	50.0-51.0	0.51	219.34	0.21	91.12
4.0-5.0	5.94	16.94	2.47	7.04	51.0-52.0	0.48	219.83	0.20	91.32
5.0-6.0	7.03	23.97	2.92	9.96	52.0-53.0	0.46	220.29	0.19	91.51
6.0-7.0	7.99	31.96	3.32	13.28	53.0-54.0	0.44	220.73	0.18	91.69
7.0-8.0	8.79	40.75	3.65	16.93	54.0-55.0	0.42	221.15	0.18	91.87
8.0-9.0	9.43	50.19	3.92	20.85	55.0-56.0	0.40	221.55	0.17	92.03
9.0-10.0	9.90	60.09	4.11	24.96	56.0-57.0	0.39	221.94	0.16	92.20
10.0-11.0	10.20	70.29	4.24	29.20	57.0-58.0	0.37	222.32	0.16	92.35
11.0-12.0	10.32	80.61	4.29	33.48	58.0-59.0	0.36	222.68	0.15	92.50
12.0-13.0	10.26	90.87	4.26	37.75	59.0-60.0	0.35	223.02	0.14	92.65
13.0-14.0	10.06	100.93	4.18	41.93	60.0-61.0	0.34	223.36	0.14	92.79
14.0-15.0	9.73	110.66	4.04	45.97	61.0-62.0	0.33	223.69	0.14	92.92
15.0-16.0	9.29	119.95	3.86	49.83	62.0-63.0	0.32	224.01	0.13	93.05
16.0-17.0	8.78	128.73	3.65	53.48	63.0-64.0	0.31	224.32	0.13	93.18
17.0-18.0	8.22	136.95	3.41	56.89	64.0-65.0	0.30	224.62	0.13	93.31
18.0-19.0	7.63	144.58	3.17	60.06	65.0-66.0	0.29	224.91	0.12	93.43
19.0-20.0	7.04	151.62	2.92	62.98	66.0-67.0	0.29	225.20	0.12	93.55
20.0-21.0	6.46	158.08	2.68	65.67	67.0-68.0	0.28	225.48	0.12	93.66
21.0-22.0	5.89	163.97	2.45	68.11	68.0-69.0	0.27	225.75	0.11	93.78
22.0-23.0	5.35	169.31	2.22	70.33	69.0-70.0	0.27	226.01	0.11	93.89
23.0-24.0	4.83	174.14	2.01	72.34	70.0-71.0	0.26	226.27	0.11	93.99
24.0-25.0	4.36	178.51	1.81	74.15	71.0-72.0	0.25	226.52	0.10	94.10
25.0-26.0	3.93	182.44	1.63	75.79	72.0-73.0	0.25	226.77	0.10	94.20
26.0-27.0	3.55	185.99	1.48	77.26	73.0-74.0	0.24	227.01	0.10	94.30
27.0-28.0	3.22	189.21	1.34	78.60	74.0-75.0	0.24	227.25	0.10	94.40
28.0-29.0	2.92	192.12	1.21	79.81	75.0-76.0	0.23	227.48	0.10	94.50
29.0-30.0	2.65	194.77	1.10	80.91	76.0-77.0	0.23	227.70	0.09	94.59
30.0-31.0	2.41	197.18	1.00	81.91	77.0-78.0	0.22	227.93	0.09	94.68
31.0-32.0	2.20	199.38	0.91	82.82	78.0-79.0	0.22	228.14	0.09	94.77
32.0-33.0	2.01	201.39	0.83	83.66	79.0-80.0	0.21	228.36	0.09	94.86
33.0-34.0	1.84	203.23	0.76	84.42	80.0-81.0	0.21	228.56	0.09	94.95
34.0-35.0	1.69	204.91	0.70	85.12	81.0-82.0	0.20	228.77	0.08	95.03
35.0-36.0	1.54	206.46	0.64	85.76	82.0-83.0	0.20	228.97	0.08	95.11
36.0-37.0	1.42	207.87	0.59	86.35	83.0-84.0	0.20	229.16	0.08	95.20
37.0-38.0	1.30	209.17	0.54	86.89	84.0-85.0	0.19	229.36	0.08	95.28
38.0-39.0	1.19	210.36	0.49	87.39	85.0-86.0	0.19	229.55	0.08	95.35
39.0-40.0	1.09	211.46	0.45	87.84	86.0-87.0	0.19	229.73	0.08	95.43
40.0-41.0	1.01	212.46	0.42	88.26	87.0-88.0	0.18	229.92	0.08	95.51
41.0-42.0	0.93	213.39	0.39	88.64	88.0-89.0	0.18	230.10	0.08	95.58
42.0-43.0	0.86	214.25	0.36	89.00	89.0-90.0	0.18	230.28	0.07	95.66
43.0-44.0	0.80	215.04	0.33	89.33	90.0-91.0	0.18	230.45	0.07	95.73
44.0-45.0	0.74	215.78	0.31	89.64	91.0-92.0	0.17	230.62	0.07	95.80
45.0-46.0	0.69	216.47	0.29	89.92	92.0-93.0	0.17	230.80	0.07	95.87
46.0-47.0	0.64	217.12	0.27	90.19	93.0-94.0	0.17	230.96	0.07	95.94

IES Indoor Report

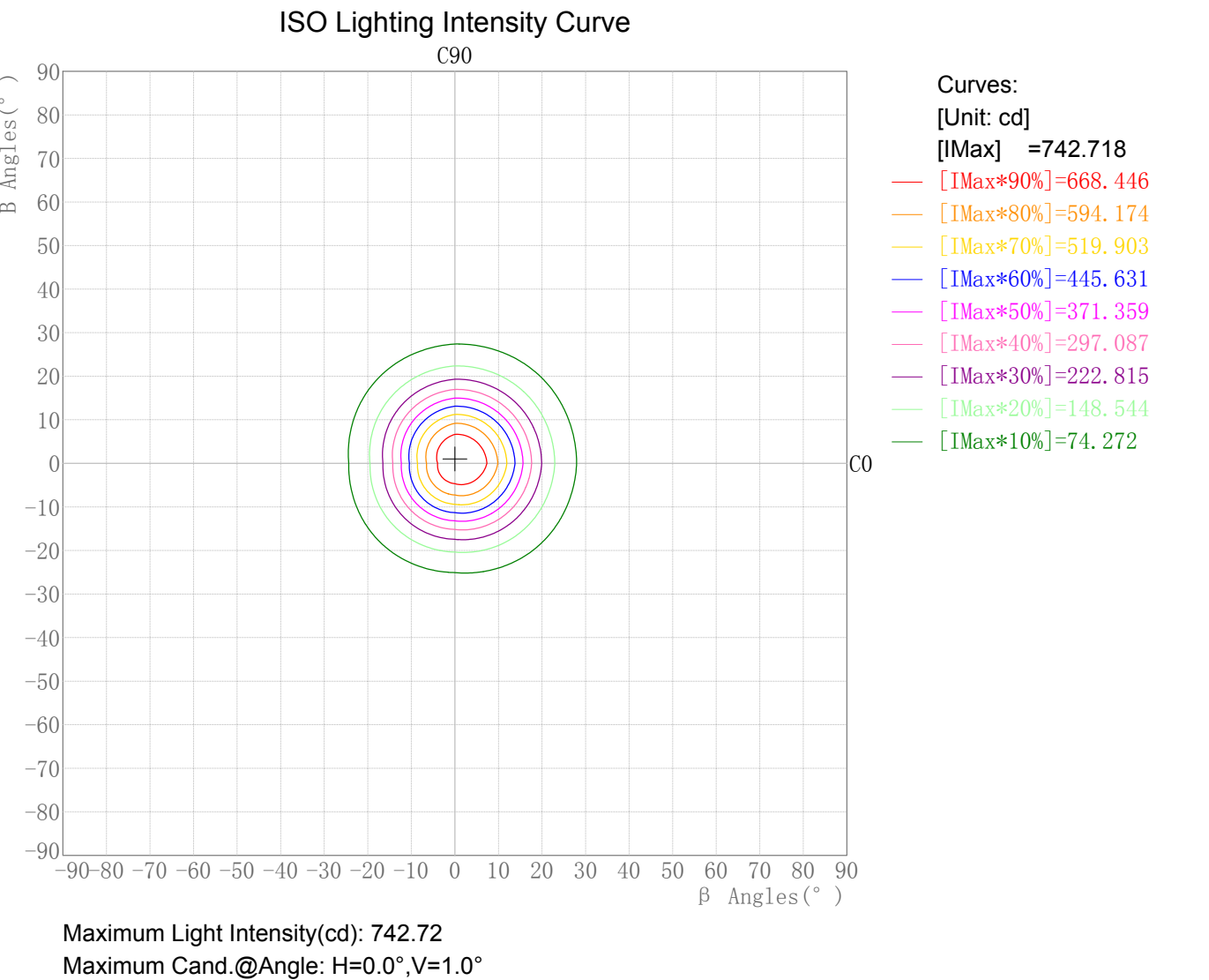
Photometric Filename:DL43-05-XX-01 2700K RA90 24D.IES

Zonal Flux Tabulation - (Cont.)

Zone(γ)	Zone Flux (lm)	Sums Flux (lm)	Zone%Lamp	Sums%Lamp	Zone(γ)	Zone Flux (lm)	Sums Flux (lm)	Zone%Lamp	Sums%Lamp
94.0-95.0	0.17	231.13	0.07	96.01	141.0-142.0	0.13	237.55	0.05	98.68
95.0-96.0	0.16	231.30	0.07	96.08	142.0-143.0	0.13	237.68	0.05	98.73
96.0-97.0	0.16	231.46	0.07	96.15	143.0-144.0	0.13	237.81	0.05	98.79
97.0-98.0	0.16	231.62	0.07	96.22	144.0-145.0	0.13	237.95	0.05	98.84
98.0-99.0	0.16	231.78	0.07	96.28	145.0-146.0	0.13	238.08	0.05	98.90
99.0-100.0	0.16	231.93	0.07	96.35	146.0-147.0	0.13	238.21	0.05	98.95
100.0-101.0	0.16	232.09	0.06	96.41	147.0-148.0	0.13	238.34	0.05	99.01
101.0-102.0	0.15	232.24	0.06	96.47	148.0-149.0	0.13	238.47	0.05	99.06
102.0-103.0	0.15	232.39	0.06	96.54	149.0-150.0	0.13	238.60	0.05	99.11
103.0-104.0	0.15	232.54	0.06	96.60	150.0-151.0	0.13	238.72	0.05	99.17
104.0-105.0	0.15	232.69	0.06	96.66	151.0-152.0	0.12	238.85	0.05	99.22
105.0-106.0	0.15	232.84	0.06	96.72	152.0-153.0	0.12	238.97	0.05	99.27
106.0-107.0	0.15	232.99	0.06	96.78	153.0-154.0	0.12	239.09	0.05	99.32
107.0-108.0	0.14	233.13	0.06	96.84	154.0-155.0	0.12	239.20	0.05	99.37
108.0-109.0	0.14	233.27	0.06	96.90	155.0-156.0	0.11	239.32	0.05	99.41
109.0-110.0	0.14	233.41	0.06	96.96	156.0-157.0	0.11	239.43	0.05	99.46
110.0-111.0	0.14	233.55	0.06	97.02	157.0-158.0	0.11	239.53	0.04	99.50
111.0-112.0	0.14	233.69	0.06	97.08	158.0-159.0	0.10	239.64	0.04	99.55
112.0-113.0	0.14	233.83	0.06	97.13	159.0-160.0	0.10	239.73	0.04	99.59
113.0-114.0	0.14	233.97	0.06	97.19	160.0-161.0	0.09	239.83	0.04	99.63
114.0-115.0	0.13	234.10	0.06	97.25	161.0-162.0	0.09	239.92	0.04	99.66
115.0-116.0	0.13	234.23	0.06	97.30	162.0-163.0	0.09	240.01	0.04	99.70
116.0-117.0	0.13	234.37	0.05	97.36	163.0-164.0	0.08	240.09	0.03	99.73
117.0-118.0	0.13	234.50	0.05	97.41	164.0-165.0	0.08	240.16	0.03	99.76
118.0-119.0	0.13	234.63	0.05	97.46	165.0-166.0	0.07	240.24	0.03	99.79
119.0-120.0	0.13	234.75	0.05	97.52	166.0-167.0	0.07	240.30	0.03	99.82
120.0-121.0	0.13	234.88	0.05	97.57	167.0-168.0	0.06	240.37	0.03	99.85
121.0-122.0	0.13	235.01	0.05	97.62	168.0-169.0	0.06	240.42	0.02	99.87
122.0-123.0	0.13	235.13	0.05	97.68	169.0-170.0	0.05	240.47	0.02	99.89
123.0-124.0	0.13	235.26	0.05	97.73	170.0-171.0	0.05	240.52	0.02	99.91
124.0-125.0	0.13	235.39	0.05	97.78	171.0-172.0	0.04	240.56	0.02	99.93
125.0-126.0	0.12	235.51	0.05	97.83	172.0-173.0	0.04	240.60	0.02	99.95
126.0-127.0	0.12	235.63	0.05	97.88	173.0-174.0	0.03	240.63	0.01	99.96
127.0-128.0	0.12	235.76	0.05	97.93	174.0-175.0	0.03	240.66	0.01	99.97
128.0-129.0	0.12	235.88	0.05	97.99	175.0-176.0	0.02	240.68	0.01	99.98
129.0-130.0	0.12	236.01	0.05	98.04	176.0-177.0	0.02	240.70	0.01	99.99
130.0-131.0	0.12	236.13	0.05	98.09	177.0-178.0	0.01	240.72	0.01	99.99
131.0-132.0	0.13	236.26	0.05	98.14	178.0-179.0	0.01	240.72	0.00	100.00
132.0-133.0	0.13	236.38	0.05	98.19	179.0-180.0	0.00	240.73	0.00	100.00
133.0-134.0	0.13	236.51	0.05	98.25					
134.0-135.0	0.13	236.64	0.05	98.30					
135.0-136.0	0.13	236.77	0.05	98.35					
136.0-137.0	0.13	236.89	0.05	98.41					
137.0-138.0	0.13	237.02	0.05	98.46					
138.0-139.0	0.13	237.15	0.05	98.51					
139.0-140.0	0.13	237.29	0.05	98.57					
140.0-141.0	0.13	237.42	0.05	98.62					

Rectangle ISO Lighting Intensity Diagram

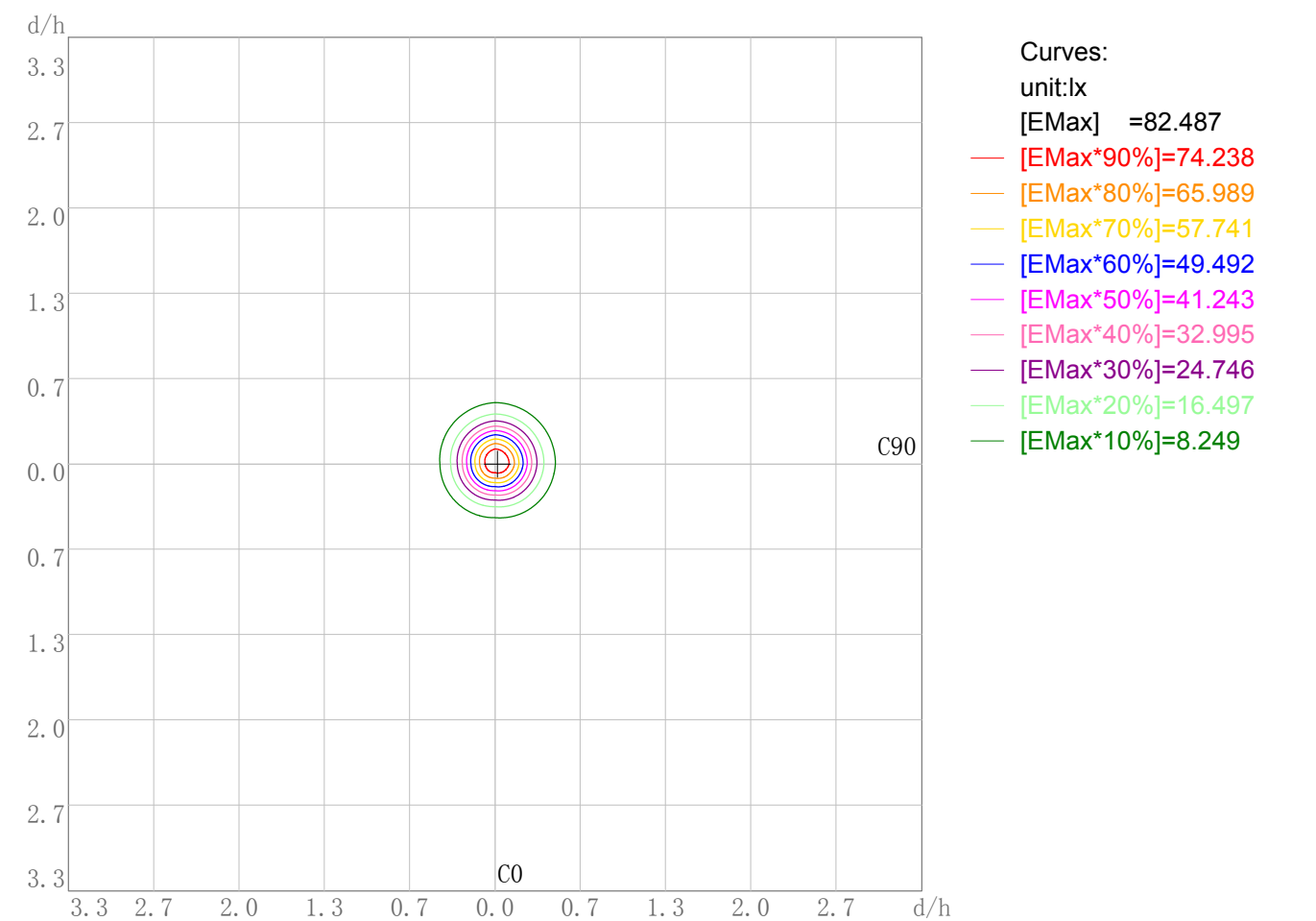
Lum. Name: DL43-05-XX-01 2700K RA90 24D	Lum. Catalog:	Test ID: 01
Lamp Name:	Lamp Catalog: LED	Test Lab: Quality Department
Manufacture: Shenzhen Norming Lighting Co., Ltd	Test Machine:GON-2000	Test Date: 2020/06/23



Plane ISO-Illuminance Diagram

Lum. Name:DL43-05-XX-01 2700K RA90 24D	Lum. Catalog:	Test ID: 01
Lamp Name:	Lamp Catalog: LED	Test Lab: Quality Department
Manufacture: Shenzhen Norming Lighting Co., Ltd	Test Machine:GON-2000	Test Date: 2020/06/23

Plane ISO-Illuminance Curve



Working Plane Luminaire Mounting Height(m): 3.00
Working Plane Maximum Illuminance(lx): 82.49
Working Plane Maximum Illuminance Position(d/h):H0.0 V0.0

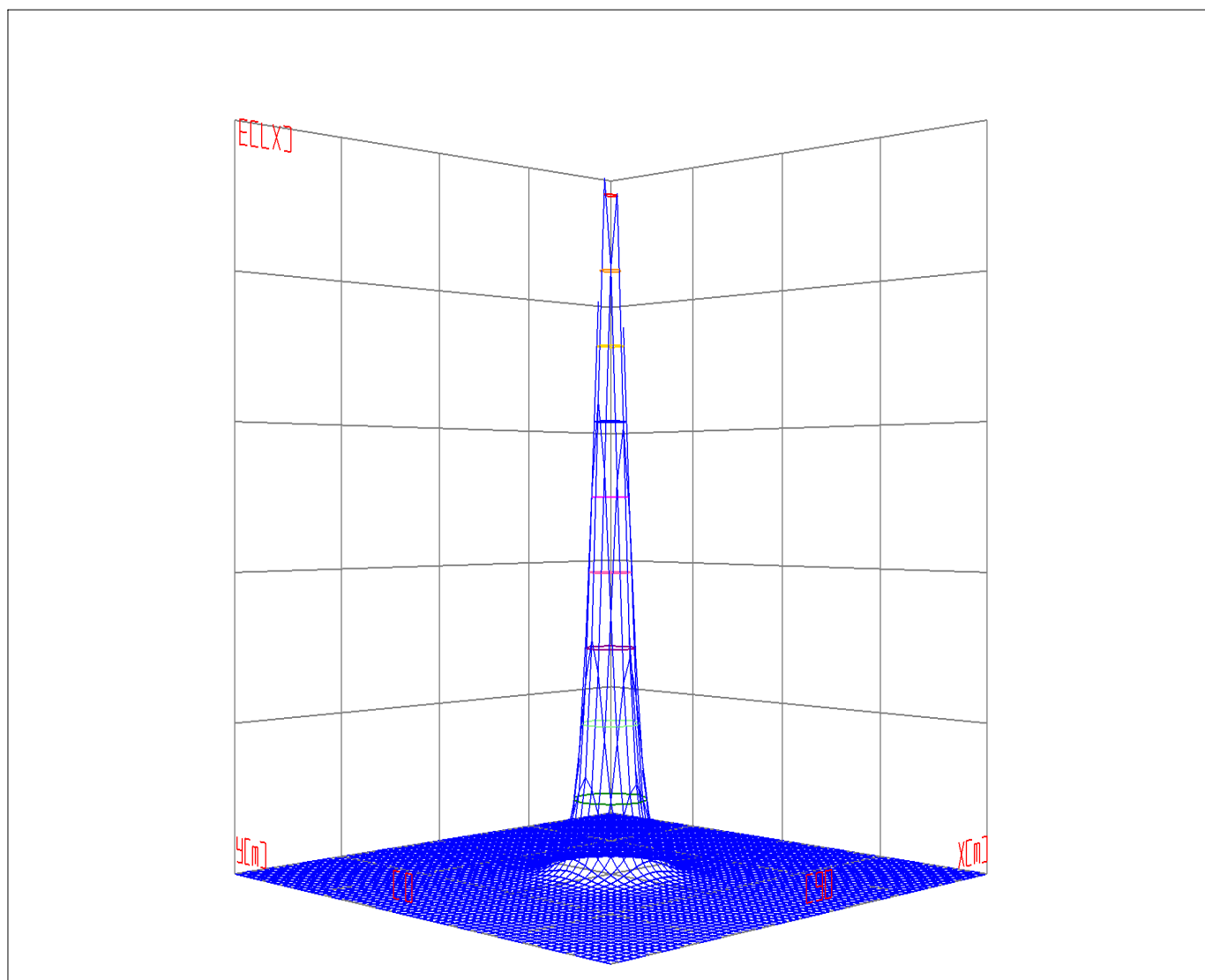
IES Indoor Report

Photometric Filename:DL43-05-XX-01 2700K RA90 24D.IES

3D Plane ISO Illuminance Diagram

Lum. Name: DL43-05-XX-01 2700K RA90 24D	Lum. Catalog:	Test ID: 01
Lamp Name:	Lamp Catalog: LED	Test Lab: Quality Department
Manufacture: Shenzhen Norming Lighting Co., Ltd	Test Machine:GON-2000	Test Date: 2020/06/23

3D Plane Illuminance Modal

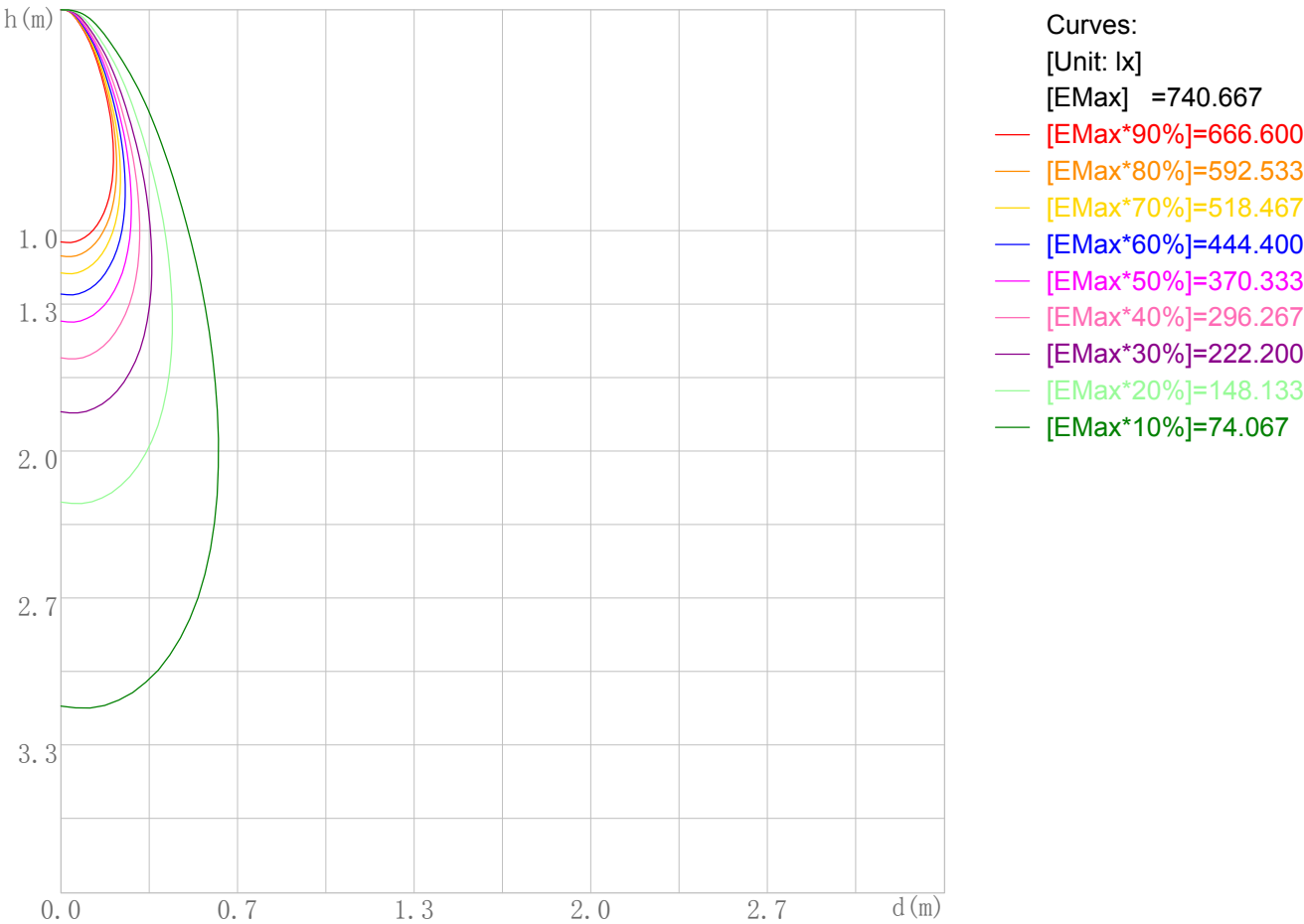


Curves: 3D Model — 90% — 80% — 70% — 60% — 50% — 40% — 30% — 20% — 10% —
View Angles(deg): 0 Height(m): 3.0 Distance(m): 10.0

Space ISO Illuminance Diagram

Lum. Name:DL43-05-XX-01 2700K RA90 24D	Lum. Catelog:	Test ID:01
Lamp Name:	Lamp Catelog:LED	Test Lab:Quality Department
Manufacture:Shenzhen Norming Lighting Co., Ltd	Test Machine:GON-2000	Test Date:2020/06/23

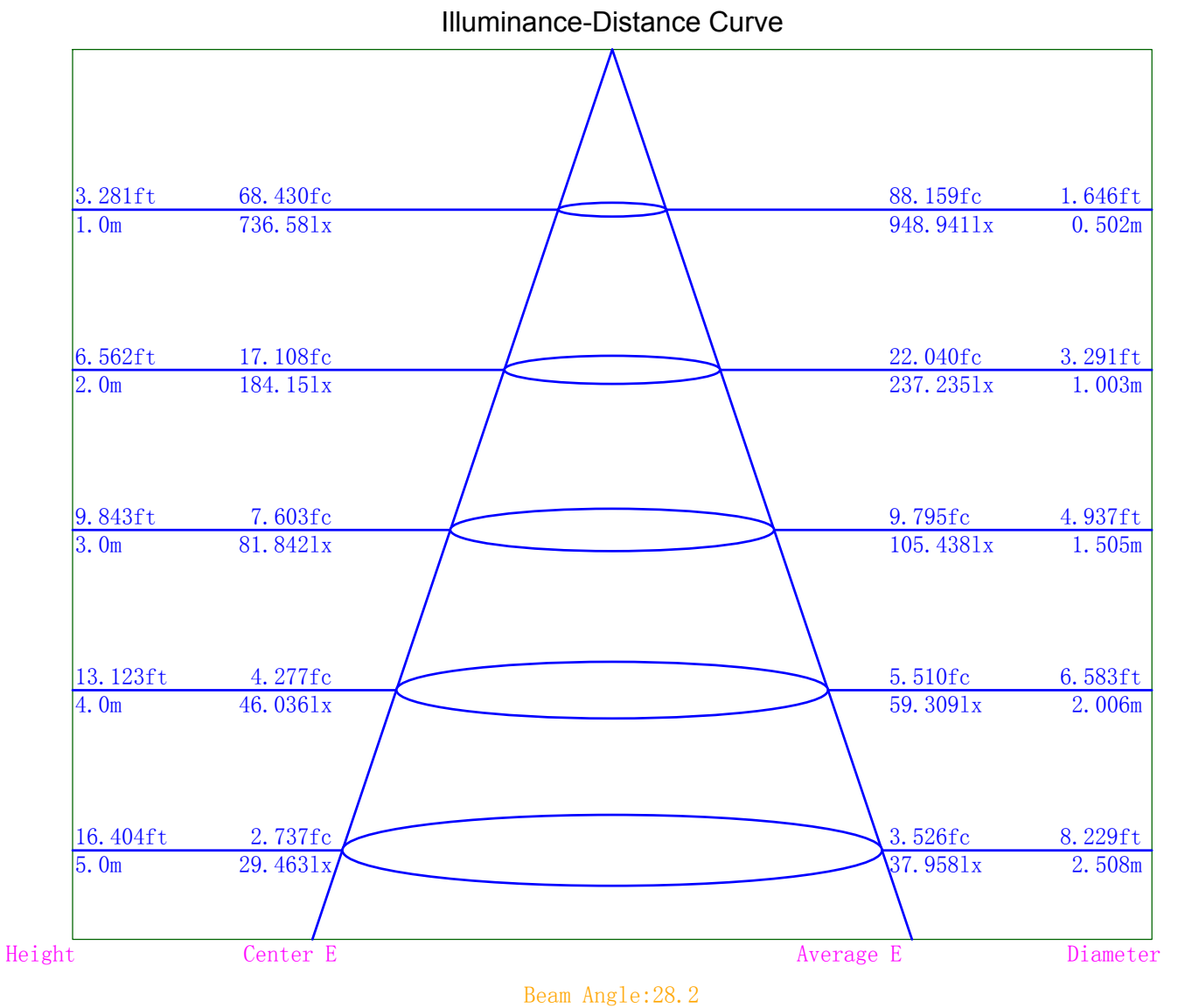
Space ISO Illuminance Curve



Space Plane Maximum Illuminance and @Angle:740.67lx,2.0deg
Plane Maximum Lighting Intensity and @Angle:742.022cd,0deg

Illuminance-Distance Diagram

Lum. Name:DL43-05-XX-01 2700K RA90 24D	Lum. Catelog:	Test ID:01
Lamp Name:	Lamp Catelog:LED	Test Lab:Quality Department
Manufacture:Shenzhen Norming Lighting Co., Ltd	Test Machine:GON-2000	Test Date:2020/06/23



Indoor Luminance Limiting Curves

Lum. Name: DL43-05-XX-01 2700K RA90 24D	Lum. Catalog:	Test ID: 01
Lamp Name:	Lamp Catalog: LED	Test Lab: Quality Department
Manufacture: Shenzhen Norming Lighting Co., Ltd	Test Machine:GON-2000	Test Date: 2020/06/23

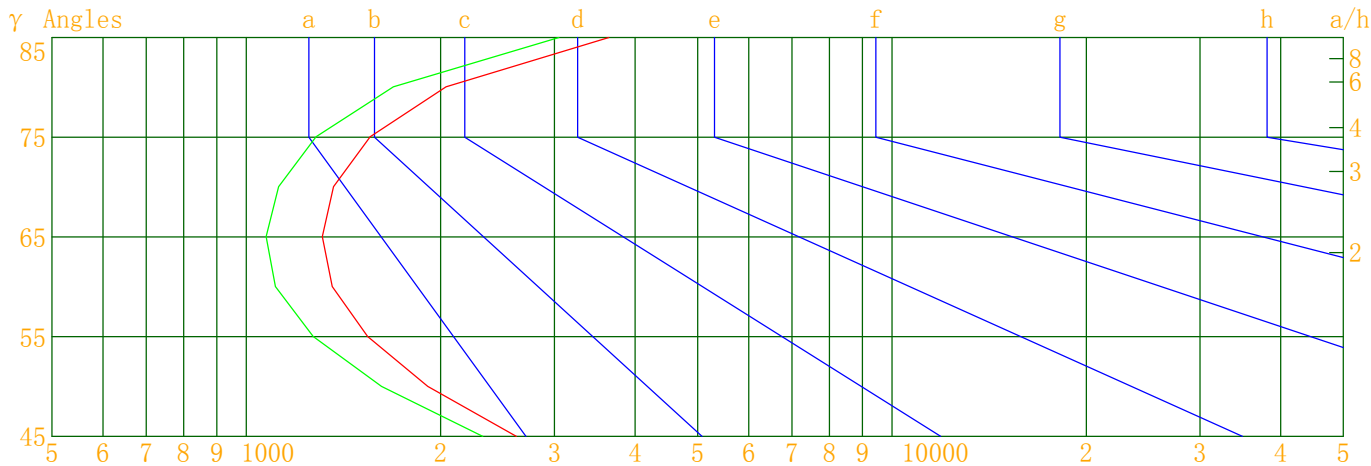
Glare Grade Table

GI	Quality	Using Illuminance							
1.15	A	2000	1000	500	<=300				
1.5	B		2000	1000	500	<=300			
1.85	C			2000	1000	500	<=300		
2.2	D				2000	1000	500	<=300	
2.55	E	a				2000	1000	500	<=300
			b	c	d	e	f	g	h

Luminance Table

Gama(deg)	45	50	55	60	65	70	75	80	85
C0	2619	1910	1541	1359	1311	1365	1556	2038	3643
C90	2324	1619	1270	1109	1073	1122	1283	1690	3049

Luminance Limiting Curve



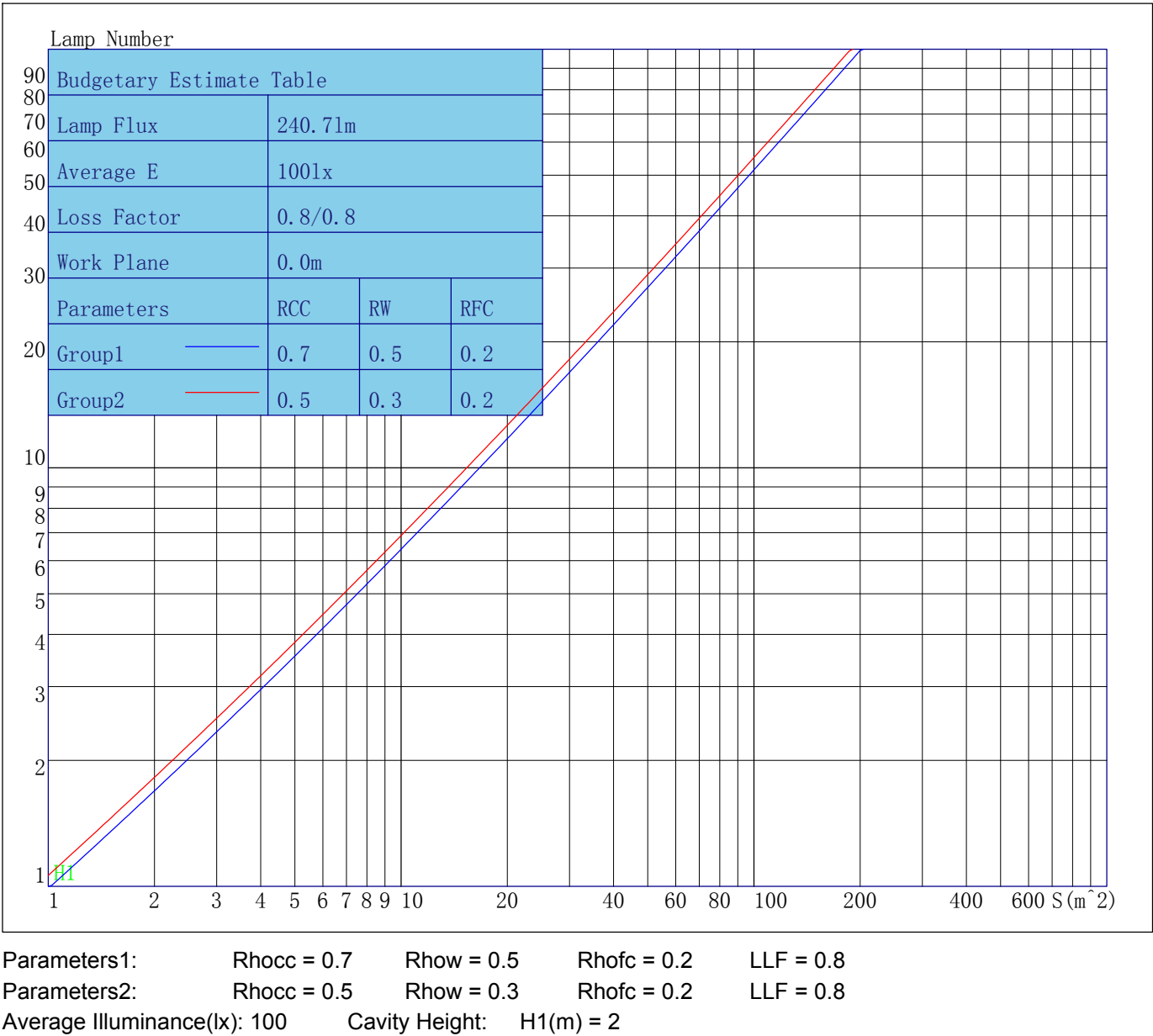
Luminous Size: Length(m)=0.050 Width(m)=0.050 Height(m)=0.072 Area(m^2)=0.006100

Luminous Type: Without Luminous Side

Luminous Curves: C0-C180 Color: — C90-C270 Color: —

Indoor Budgetary Estimate Table

Lum. Name:DL43-05-XX-01 2700K RA90 24D	Lum. Catalog:	Test ID:01
Lamp Name:	Lamp Catalog: LED	Test Lab: Quality Department
Manufacture: Shenzhen Norming Lighting Co., Ltd	Test Machine:GON-2000	Test Date: 2020/06/23



Indoor Coefficient of Utilization Table

Lum. Name: DL43-05-XX-01 2700K RA90 24D	Lum. Catelog:	Test ID: 01
Lamp Name:	Lamp Catelog: LED	Test Lab: Quality Department
Manufacture: Shenzhen Norming Lighting Co., Ltd	Test Machine:GON-2000	Test Date: 2020/06/23

Coefficients of Utilization - Zonal Cavity Method																		
Coef.	Effective Floor Cavity Reflectance RFC=0.20																	
RhoCC (%)	80				70				50			30			10			0
RhoW (%)	70	50	30	10	70	50	30	10	50	30	10	50	30	10	50	30	10	0
RCR	Coefficient of Utilization(%)																	
0	118	118	118	118	115	115	115	115	109	109	109	103	103	103	98	98	98	96
1	113	110	108	105	110	107	105	103	103	101	99	98	97	96	94	93	92	90
2	108	103	99	96	105	101	98	95	97	95	92	94	91	90	90	89	87	85
3	103	97	93	89	101	96	92	88	93	89	86	90	87	85	87	85	83	81
4	99	92	87	84	97	91	87	83	88	85	82	86	83	80	84	81	79	77
5	95	88	83	79	93	87	82	79	85	81	77	83	79	76	81	78	75	74
6	92	84	79	75	90	83	78	75	81	77	74	79	76	73	78	75	72	71
7	88	80	75	72	87	80	75	71	78	74	71	77	73	70	75	72	69	68
8	85	77	72	69	84	76	72	68	75	71	68	74	70	67	73	69	67	66
9	82	74	69	66	81	74	69	66	72	68	65	71	68	65	70	67	64	63
10	80	72	67	64	79	71	66	63	70	66	63	69	65	63	68	65	62	61

Unified Glare Rating Table

Lum. Name: DL43-05-XX-01 2700K RA90 24D	Lum. Catelog:	Test ID: 01
Lamp Name:	Lamp Catalog: LED	Test Lab: Quality Department
Manufacture: Shenzhen Norming Lighting Co., Ltd	Test Machine:GON-2000	Test Date: 2020/06/23

Unified Glare Rating Table

Ceiling RCC	0.70	0.70	0.50	0.50	0.30	0.70	0.70	0.50	0.50	0.30
Wall RW	0.50	0.30	0.50	0.30	0.30	0.50	0.30	0.50	0.30	0.30
Floor RFC	0.20	0.20	0.20	0.20	0.20	0.20	0.20	0.20	0.20	0.20
Room Size	Vewed crosswise					Vewed endwise				
X=2H Y=2H	9.3	10.3	9.8	10.7	11.1	8.6	9.6	9.0	10.0	10.4
	10.1	11.0	10.6	11.4	11.9	9.3	10.1	9.7	10.5	11.0
	10.7	11.5	11.1	11.9	12.4	9.8	10.6	10.2	11.0	11.5
	11.4	12.1	11.9	12.6	13.1	10.4	11.2	10.9	11.6	12.1
	11.9	12.6	12.4	13.1	13.6	10.9	11.6	11.4	12.1	12.6
	12.5	13.2	13.0	13.7	14.2	11.5	12.2	12.0	12.6	13.2
X=4H Y=2H	9.4	10.2	9.9	10.7	11.2	8.7	9.5	9.2	10.0	10.5
	10.5	11.2	11.0	11.6	12.2	9.7	10.3	10.1	10.8	11.3
	11.2	11.9	11.8	12.4	12.9	10.4	11.0	10.9	11.5	12.0
	12.3	12.8	12.8	13.3	13.9	11.3	11.8	11.9	12.4	12.9
	12.9	13.4	13.5	13.9	14.5	11.9	12.4	12.5	12.9	13.5
	13.7	14.2	14.3	14.7	15.3	12.7	13.1	13.3	13.7	14.3
X=8H Y=4H	11.5	12.0	12.1	12.5	13.1	10.7	11.2	11.2	11.7	12.3
	12.8	13.2	13.4	13.8	14.4	11.9	12.3	12.5	12.9	13.5
	13.7	14.0	14.3	14.6	15.2	12.7	13.1	13.3	13.7	14.3
	14.7	15.1	15.3	15.6	16.3	13.7	14.1	14.3	14.6	15.3
X=12H Y=4H	11.6	12.0	12.1	12.6	13.2	10.7	11.2	11.3	11.7	12.3
	13.0	13.3	13.6	13.9	14.5	12.1	12.4	12.7	13.0	13.6
	13.9	14.3	14.5	14.8	15.5	13.0	13.3	13.6	13.9	14.6
Variations with the objerver position at spacings										
S=1.0H	0.0/-0.0					0.1/-0.1				
S=1.5H	0.1/-0.1					0.1/-0.2				
S=2.0H	0.1/-0.1					0.1/-0.1				
Reduced UGR Table:										
Nordic Standard Table:	BK0					BK0				
Correction Value	3.5					3.4				

o the CIE Pub.117, data has been corrected, refers to the lamp's lumens 8.2flm.

IES Indoor Report

Photometric Filename:DL43-05-XX-01 2700K RA90 24D.IES

Candela Tabulation

V/H	C0.0	C90.0	C180.0	C270.0
γ 0.0	736.58	736.58	736.58	736.58
γ 1.0	740.78	742.72	724.04	731.94
γ 2.0	742.02	739.14	708.83	720.95
γ 3.0	738.47	731.32	690.10	704.75
γ 4.0	729.28	719.90	667.85	685.07
γ 5.0	716.67	704.41	641.79	660.50
γ 6.0	698.62	684.48	611.54	634.17
γ 7.0	677.49	659.94	577.56	603.01
γ 8.0	651.56	631.92	541.99	570.41
γ 9.0	621.99	600.39	503.50	534.77
γ 10.0	589.94	565.93	463.98	497.18
γ 11.0	555.25	528.65	423.23	458.53
γ 12.0	517.22	490.21	383.16	418.76
γ 13.0	477.68	450.06	343.54	379.01
γ 14.0	437.57	409.67	305.67	340.38
γ 15.0	397.23	369.83	270.53	303.23
γ 16.0	357.60	332.13	237.95	268.44
γ 17.0	319.66	295.70	208.45	235.77
γ 18.0	283.65	261.95	182.18	206.50
γ 19.0	250.48	231.32	158.64	179.99
γ 20.0	220.51	203.41	137.97	156.30
γ 21.0	193.27	178.31	119.71	135.21
γ 22.0	168.78	155.92	104.18	116.78
γ 23.0	147.08	135.80	90.05	100.59
γ 24.0	127.64	118.09	78.10	86.77
γ 25.0	110.94	102.73	67.81	75.03
γ 26.0	96.52	89.52	59.14	65.09
γ 27.0	84.22	78.15	51.69	56.71
γ 28.0	73.75	68.44	45.32	49.67
γ 29.0	64.80	60.07	39.90	43.72
γ 30.0	57.10	52.80	35.24	38.62
γ 31.0	50.52	46.65	31.11	34.26
γ 32.0	44.87	41.35	27.67	30.49
γ 33.0	39.98	36.73	24.58	27.23
γ 34.0	35.74	32.69	21.88	24.32
γ 35.0	31.97	29.17	19.54	21.76
γ 36.0	28.66	26.06	17.45	19.45
γ 37.0	25.69	23.33	15.58	17.38
γ 38.0	23.09	20.93	13.95	15.53
γ 39.0	20.77	18.80	12.54	13.94
γ 40.0	18.66	16.87	11.31	12.58
γ 41.0	16.80	15.18	10.23	11.44
γ 42.0	15.14	13.67	9.28	10.44
γ 43.0	13.71	12.33	8.45	9.60
γ 44.0	12.43	11.11	7.74	8.89
γ 45.0	11.30	10.02	7.14	8.29
γ 46.0	10.30	9.03	6.61	7.74

Candela Tabulation - (Cont.)

V/H	C0.0	C90.0	C180.0	C270.0
γ 47.0	9.47	8.22	6.14	7.26
γ 48.0	8.73	7.52	5.73	6.81
γ 49.0	8.08	6.90	5.37	6.41
γ 50.0	7.49	6.35	5.05	6.06
γ 51.0	6.97	5.88	4.74	5.73
γ 52.0	6.51	5.45	4.48	5.44
γ 53.0	6.10	5.08	4.25	5.17
γ 54.0	5.72	4.73	4.03	4.93
γ 55.0	5.39	4.44	3.83	4.68
γ 56.0	5.09	4.18	3.66	4.45
γ 57.0	4.81	3.94	3.50	4.27
γ 58.0	4.56	3.72	3.37	4.10
γ 59.0	4.34	3.54	3.24	3.96
γ 60.0	4.14	3.38	3.11	3.82
γ 61.0	3.97	3.23	3.00	3.67
γ 62.0	3.80	3.11	2.90	3.52
γ 63.0	3.65	2.99	2.81	3.40
γ 64.0	3.51	2.87	2.71	3.29
γ 65.0	3.38	2.77	2.64	3.18
γ 66.0	3.26	2.67	2.54	3.07
γ 67.0	3.15	2.57	2.46	2.98
γ 68.0	3.05	2.49	2.39	2.89
γ 69.0	2.95	2.41	2.33	2.80
γ 70.0	2.85	2.34	2.26	2.71
γ 71.0	2.77	2.27	2.19	2.63
γ 72.0	2.68	2.21	2.12	2.56
γ 73.0	2.60	2.15	2.07	2.48
γ 74.0	2.52	2.09	2.01	2.42
γ 75.0	2.46	2.03	1.97	2.36
γ 76.0	2.39	1.98	1.91	2.30
γ 77.0	2.34	1.93	1.87	2.24
γ 78.0	2.27	1.88	1.83	2.18
γ 79.0	2.22	1.84	1.78	2.13
γ 80.0	2.16	1.79	1.75	2.09
γ 81.0	2.11	1.76	1.71	2.03
γ 82.0	2.07	1.72	1.67	2.00
γ 83.0	2.02	1.68	1.65	1.95
γ 84.0	1.98	1.65	1.61	1.91
γ 85.0	1.94	1.62	1.57	1.87
γ 86.0	1.91	1.59	1.55	1.84
γ 87.0	1.86	1.57	1.52	1.80
γ 88.0	1.83	1.54	1.50	1.77
γ 89.0	1.81	1.51	1.48	1.74
γ 90.0	1.78	1.50	1.46	1.72
γ 91.0	1.74	1.48	1.44	1.69
γ 92.0	1.73	1.47	1.42	1.67
γ 93.0	1.70	1.45	1.40	1.64

Candela Tabulation - (Cont.)

V/H	C0.0	C90.0	C180.0	C270.0
γ 94.0	1.68	1.43	1.39	1.62
γ 95.0	1.66	1.41	1.38	1.60
γ 96.0	1.64	1.40	1.37	1.59
γ 97.0	1.63	1.40	1.35	1.57
γ 98.0	1.61	1.38	1.34	1.55
γ 99.0	1.59	1.37	1.33	1.54
γ 100.0	1.57	1.36	1.33	1.53
γ 101.0	1.56	1.36	1.31	1.51
γ 102.0	1.54	1.35	1.30	1.50
γ 103.0	1.52	1.33	1.30	1.49
γ 104.0	1.51	1.33	1.30	1.47
γ 105.0	1.51	1.32	1.29	1.46
γ 106.0	1.50	1.30	1.29	1.45
γ 107.0	1.48	1.31	1.28	1.46
γ 108.0	1.47	1.30	1.29	1.45
γ 109.0	1.47	1.29	1.28	1.45
γ 110.0	1.45	1.28	1.28	1.43
γ 111.0	1.44	1.28	1.28	1.43
γ 112.0	1.43	1.27	1.29	1.43
γ 113.0	1.42	1.27	1.29	1.43
γ 114.0	1.41	1.26	1.29	1.42
γ 115.0	1.40	1.26	1.29	1.43
γ 116.0	1.40	1.26	1.30	1.43
γ 117.0	1.39	1.25	1.30	1.42
γ 118.0	1.38	1.25	1.32	1.43
γ 119.0	1.38	1.25	1.32	1.43
γ 120.0	1.38	1.25	1.33	1.44
γ 121.0	1.37	1.25	1.34	1.44
γ 122.0	1.37	1.26	1.36	1.45
γ 123.0	1.37	1.26	1.37	1.47
γ 124.0	1.38	1.28	1.38	1.48
γ 125.0	1.38	1.28	1.41	1.49
γ 126.0	1.39	1.29	1.42	1.50
γ 127.0	1.39	1.30	1.44	1.53
γ 128.0	1.41	1.32	1.48	1.56
γ 129.0	1.42	1.34	1.50	1.57
γ 130.0	1.44	1.36	1.53	1.60
γ 131.0	1.46	1.39	1.57	1.63
γ 132.0	1.48	1.41	1.60	1.67
γ 133.0	1.51	1.45	1.65	1.70
γ 134.0	1.54	1.47	1.69	1.75
γ 135.0	1.57	1.51	1.73	1.78
γ 136.0	1.60	1.55	1.77	1.82
γ 137.0	1.64	1.59	1.82	1.86
γ 138.0	1.67	1.63	1.88	1.91
γ 139.0	1.72	1.67	1.92	1.95
γ 140.0	1.77	1.72	1.96	2.00

Candela Tabulation - (Cont.)

V/H	C0.0	C90.0	C180.0	C270.0
γ 141.0	1.81	1.77	2.02	2.04
γ 142.0	1.85	1.82	2.06	2.09
γ 143.0	1.90	1.86	2.12	2.13
γ 144.0	1.94	1.90	2.16	2.18
γ 145.0	2.00	1.96	2.21	2.23
γ 146.0	2.04	2.01	2.25	2.28
γ 147.0	2.10	2.06	2.29	2.31
γ 148.0	2.14	2.10	2.34	2.35
γ 149.0	2.18	2.15	2.38	2.39
γ 150.0	2.22	2.19	2.42	2.42
γ 151.0	2.27	2.22	2.46	2.46
γ 152.0	2.31	2.26	2.48	2.49
γ 153.0	2.35	2.31	2.51	2.51
γ 154.0	2.38	2.34	2.55	2.54
γ 155.0	2.41	2.37	2.57	2.56
γ 156.0	2.45	2.40	2.59	2.58
γ 157.0	2.47	2.43	2.61	2.60
γ 158.0	2.51	2.44	2.62	2.61
γ 159.0	2.54	2.47	2.64	2.63
γ 160.0	2.56	2.50	2.65	2.63
γ 161.0	2.58	2.51	2.66	2.63
γ 162.0	2.59	2.52	2.66	2.64
γ 163.0	2.61	2.54	2.67	2.65
γ 164.0	2.61	2.55	2.66	2.65
γ 165.0	2.63	2.56	2.66	2.65
γ 166.0	2.63	2.56	2.66	2.64
γ 167.0	2.63	2.57	2.66	2.64
γ 168.0	2.63	2.57	2.65	2.64
γ 169.0	2.63	2.57	2.65	2.63
γ 170.0	2.63	2.57	2.65	2.63
γ 171.0	2.64	2.57	2.64	2.63
γ 172.0	2.63	2.57	2.65	2.63
γ 173.0	2.64	2.58	2.64	2.62
γ 174.0	2.63	2.58	2.64	2.62
γ 175.0	2.63	2.58	2.65	2.63
γ 176.0	2.64	2.60	2.65	2.63
γ 177.0	2.64	2.59	2.65	2.64
γ 178.0	2.64	2.60	2.65	2.64
γ 179.0	2.65	2.60	2.66	2.64
γ 180.0	2.64	2.64	2.64	2.64